

2010-2011 North Region EMS Prehospital Education and Training Needs Assessment

1. Please specify which population area best fits into your agencies service area.

	Response Percent	Response Count
Wilderness ~ Any rural area not readily accessible by public or private maintained road.	0.0%	0
Rural ~ Total population less than 10,000 or a population density of less than 1,000 per square mile.	100.0%	3
Suburban ~ Total population of 10,000 to 29,000 or a population density of less than 1,000 to 2,000 per square mile.	0.0%	0
Urban ~ An incorporated area with a population over 30,000 or any area of 10,000 with a population density over 2,000 per square mile.	0.0%	0
Other (please specify)		0
<i>answered question</i>		3
<i>skipped question</i>		0

2. For the following courses please estimate the number of personnel (students) that your agency will need to train during the next fiscal year (July 2009 - June 2010), as well as list the estimated cost of this training.

	Response Percent	Response Count
See Questions below	0.0%	0
<i>answered question</i>		0
<i>skipped question</i>		3

3. Initial First Responder Course

	Response Average	Response Total	Response Count
Number of Students	0.00	0	1
Estimated Cost of Training	0.00	0	0
	<i>answered question</i>		1
	<i>skipped question</i>		2

4. Initial EMT - Basic Course

	Response Average	Response Total	Response Count
Number of Students	11.33	34	3
Estimated Cost of Training	7,333.33	22,000	3
	<i>answered question</i>		3
	<i>skipped question</i>		0

5. Initial IV Technician Course

	Response Average	Response Total	Response Count
Number of Students	0.00	0	1
Estimated Cost of Training	0.00	0	0
	<i>answered question</i>		1
	<i>skipped question</i>		2

6. Initial IV/Airway Technician Course

	Response Average	Response Total	Response Count
Number of Students	0.00	0	1
Estimated Cost of Training	0.00	0	0
	<i>answered question</i>		1
	<i>skipped question</i>		2

7. Initial ILS Technician Course

	Response Average	Response Total	Response Count
Number of Students	0.00	0	0
Estimated Cost of Training	0.00	0	0
	<i>answered question</i>		0
	<i>skipped question</i>		3

8. Initial Paramedic Training

	Response Average	Response Total	Response Count
Number of Students	0.00	0	1
Estimated Cost of Training	0.00	0	0
	<i>answered question</i>		1
	<i>skipped question</i>		2

9. IV Monitor/Maintenance Course

	Response Average	Response Total	Response Count
Number of Students	0.00	0	1
Estimated Cost of Training	0.00	0	0
	<i>answered question</i>		1
	<i>skipped question</i>		2

10. Manual Defibrillation Training

	Response Average	Response Total	Response Count
Number of Students	7.00	7	1
Estimated Cost of Training	100.00	100	1
	<i>answered question</i>		1
	<i>skipped question</i>		2

11. PTL/Combitube Training

	Response Average	Response Total	Response Count
Number of Students	28.33	85	3
Estimated Cost of Training	700.00	2,100	3
	<i>answered question</i>		3
	<i>skipped question</i>		0

12. DOT Instructor Class Training

	Response Average	Response Total	Response Count
Number of Students	2.00	2	1
Estimated Cost of Training	1,000.00	1,000	1
	<i>answered question</i>		1
	<i>skipped question</i>		2

13. EMS Evaluator Instructor Training

	Response Average	Response Total	Response Count
Number of Students	4.00	8	2
Estimated Cost of Training	1,000.00	2,000	2
	<i>answered question</i>		2
	<i>skipped question</i>		1

14. Initial Prehospital PHTLS Training Course

	Response Average	Response Total	Response Count
Number of Students	0.00	0	1
Estimated Cost of Training	0.00	0	0
	<i>answered question</i>		1
	<i>skipped question</i>		2

15. Initial Prehospital BTLIS Training Course

	Response Average	Response Total	Response Count
Number of Students	5.00	10	2
Estimated Cost of Training	2,500.00	2,500	1
	<i>answered question</i>		2
	<i>skipped question</i>		1

16. Initial Prehospital Pediatric PEPP Training Course

	Response Average	Response Total	Response Count
Number of Students	5.00	10	2
Estimated Cost of Training	2,500.00	2,500	1
	<i>answered question</i>		2
	<i>skipped question</i>		1

17. Initial Prehospital PALS Pediatric Training Course

	Response Average	Response Total	Response Count
Number of Students	0.00	0	1
Estimated Cost of Training	0.00	0	0
	<i>answered question</i>		1
	<i>skipped question</i>		2

18. Geriatric Education for EMS (GEMS)

	Response Average	Response Total	Response Count
Number of Students	12.50	25	2
Estimated Cost of Training	1,500.00	3,000	2
	<i>answered question</i>		2
	<i>skipped question</i>		1

19. ACLS Training Course

	Response Average	Response Total	Response Count
Number of Students	3.33	10	3
Estimated Cost of Training	900.00	1,800	2
	<i>answered question</i>		3
	<i>skipped question</i>		0

20. Critical Care Transport Training

	Response Average	Response Total	Response Count
Number of Students	0.00	0	1
Estimated Cost of Training	0.00	0	0
	<i>answered question</i>		1
	<i>skipped question</i>		2

21. OTEP Training

	Response Average	Response Total	Response Count
Number of Students	27.67	83	3
Estimated Cost of Training	2,233.33	6,700	3
	<i>answered question</i>		3
	<i>skipped question</i>		0

22. OTEP On-Line Training

	Response Average	Response Total	Response Count
Number of Students	33.50	67	2
Estimated Cost of Training	1,675.00	3,350	2
	<i>answered question</i>		2
	<i>skipped question</i>		1

23. Other EMS Courses Not Specified:

	Response Percent	Response Count	
Course Name: <input type="text"/>	100.0%	1	
Number of Students: <input type="text"/>	100.0%	1	
Estimated Cost of Training: <input type="text"/>	100.0%	1	
Comments:	0.0%	0	
	<i>answered question</i>		1
	<i>skipped question</i>		2

24. Other EMS Courses Not Specified:

	Response Percent	Response Count
Course Name: <input type="text"/>	100.0%	1
Number of Students: <input type="text"/>	100.0%	1
Estimated Cost of Training: <input type="text"/>	100.0%	1
Comments:	0.0%	0
<i>answered question</i>		1
<i>skipped question</i>		2

25. Other EMS Courses Not Specified:

	Response Percent	Response Count
Course Name:	0.0%	0
Number of Students:	0.0%	0
Estimated Cost of Training:	0.0%	0
Comments:	0.0%	0
<i>answered question</i>		0
<i>skipped question</i>		3

26. Other EMS Courses Not Specified:

	Response Percent	Response Count
Course Name:	0.0%	0
Number of Students:	0.0%	0
Estimated Cost of Training:	0.0%	0
Comments:	0.0%	0
<i>answered question</i>		0
<i>skipped question</i>		3

27. Other EMS Courses Not Specified:

	Response Percent	Response Count
Course Name:	0.0%	0
Number of Students:	0.0%	0
Estimated Cost of Training:	0.0%	0
Comments:	0.0%	0
<i>answered question</i>		0
<i>skipped question</i>		3

28. Please list your top three training courses. List in order of priority.

	Response Percent	Response Count
Course Number One: <input type="text"/>	100.0%	2
Course Number Two: <input type="text"/>	100.0%	2
Course Number Three: <input type="text"/>	50.0%	1
<i>answered question</i>		2
<i>skipped question</i>		1

29. Please identify below each type of training equipment or teaching aids needed.

	Response Count
	1
<i>answered question</i>	1
<i>skipped question</i>	2

30. Audio Visual Equipment

	Response Average	Response Total	Response Count
Number Needed	0.00	0	0
Total Cost	0.00	0	0
<i>answered question</i>			0
<i>skipped question</i>			3

31. Laptop Computer

	Response Average	Response Total	Response Count
Number Needed	0.00	0	0
Total Cost	0.00	0	0
<i>answered question</i>			0
<i>skipped question</i>			3

32. Training Books

	Response Average	Response Total	Response Count
Number Needed	0.00	0	0
Total Cost	0.00	0	0
	<i>answered question</i>		0
	<i>skipped question</i>		3

33. Training Videos

	Response Average	Response Total	Response Count
Number Needed	0.00	0	0
Total Cost	0.00	0	0
	<i>answered question</i>		0
	<i>skipped question</i>		3

34. Power Point Presentations

	Response Average	Response Total	Response Count
Number Needed	0.00	0	0
Total Cost	0.00	0	0
	<i>answered question</i>		0
	<i>skipped question</i>		3

35. Airway Manikins

	Response Average	Response Total	Response Count
Number Needed	0.00	0	0
Total Cost	0.00	0	0
	<i>answered question</i>		0
	<i>skipped question</i>		3

36. Training Manikins

	Response Average	Response Total	Response Count
Number Needed	1.00	1	1
Total Cost	3,500.00	3,500	1
	<i>answered question</i>		1
	<i>skipped question</i>		2

37. Moulage Supplies

	Response Average	Response Total	Response Count
Number Needed	1.00	1	1
Total Cost	200.00	200	1
	<i>answered question</i>		1
	<i>skipped question</i>		2

38. Disposable Items (bandages/tape, etc.)

	Response Average	Response Total	Response Count
Number Needed	1,000.00	1,000	1
Total Cost	500.00	500	1
	<i>answered question</i>		1
	<i>skipped question</i>		2

39. AED Trainers

	Response Average	Response Total	Response Count
Number Needed	1.00	1	1
Total Cost	750.00	750	1
	<i>answered question</i>		1
	<i>skipped question</i>		2

40. Immobilizations/Splinting Equipment

	Response Average	Response Total	Response Count
Number Needed	0.00	0	0
Total Cost	0.00	0	0
	<i>answered question</i>		0
	<i>skipped question</i>		3

41. LCD Projector

	Response Average	Response Total	Response Count
Number Needed	1.00	2	2
Total Cost	1,225.00	2,450	2
	<i>answered question</i>		2
	<i>skipped question</i>		1

42. Com pi Tube Manikin

	Response Average	Response Total	Response Count
Number Needed	1.00	1	1
Total Cost	1,990.00	1,990	1
	<i>answered question</i>		1
	<i>skipped question</i>		2

43. Please list any other training equipment aids not listed that you may need.

	Response Count
	0
<i>answered question</i>	0
<i>skipped question</i>	3

44. How many active EMT providers do you currently have in your agency?

	Response Average	Response Total	Response Count
Volunteer Providers	23.33	70	3
Number of years at agency	11.33	34	3
Paid Providers	4.50	9	2
Number of years at agency	10.00	10	1
	<i>answered question</i>		3
	<i>skipped question</i>		0




45. How many active First Responders do you currently have in your agency?

	Response Average	Response Total	Response Count
Volunteer Providers	1.50	3	2
Number of years at agency	11.00	22	2
Paid Providers	0.00	0	1
Number of years at agency	0.00	0	0
	<i>answered question</i>		2
	<i>skipped question</i>		1

46. How many active Paramedic providers do you currently have in your agency?

	Response Average	Response Total	Response Count
Volunteer Providers	0.50	1	2
Number of years at agency	20.00	20	1
Paid Providers	2.00	6	3
Number of years at agency	14.50	29	2
	<i>answered question</i>		3
	<i>skipped question</i>		0

47. Please list three (3) primary reasons for providers leaving your agency.

	Response Percent	Response Count	
1 	100.0%	3	
2 	100.0%	3	
3 	66.7%	2	
	<i>answered question</i>		3
	<i>skipped question</i>		0