

2010-2011 North Region EMS Prehospital Education and Training Needs Assessment

1. Please specify which population area best fits into your agencies service area.

	Response Percent	Response Count
Wilderness ~ Any rural area not readily accessible by public or private maintained road.	0.0%	0
Rural ~ Total population less than 10,000 or a population density of less than 1,000 per square mile.	50.0%	6
Suburban ~ Total population of 10,000 to 29,000 or a population density of less than 1,000 to 2,000 per square mile.	33.3%	4
Urban ~ An incorporated area with a population over 30,000 or any area of 10,000 with a population density over 2,000 per square mile.	16.7%	2
Other (please specify)		1
<i>answered question</i>		12
<i>skipped question</i>		1

2. For the following courses please estimate the number of personnel (students) that your agency will need to train during the next fiscal year (July 2009 - June 2010), as well as list the estimated cost of this training.

	Response Percent	Response Count
See Questions below	100.0%	1
<i>answered question</i>		1
<i>skipped question</i>		12

3. Initial First Responder Course

	Response Average	Response Total	Response Count
Number of Students	3.78	34	9
Estimated Cost of Training	714.29	5,000	7
	<i>answered question</i>		9
	<i>skipped question</i>		4

4. Initial EMT - Basic Course

	Response Average	Response Total	Response Count
Number of Students	6.00	66	11
Estimated Cost of Training	5,005.00	50,050	10
	<i>answered question</i>		11
	<i>skipped question</i>		2

5. Initial IV Technician Course

	Response Average	Response Total	Response Count
Number of Students	0.44	4	9
Estimated Cost of Training	457.14	3,200	7
	<i>answered question</i>		9
	<i>skipped question</i>		4

6. Initial IV/Airway Technician Course

	Response Average	Response Total	Response Count
Number of Students	0.00	0	9
Estimated Cost of Training	0.00	0	7
	<i>answered question</i>		9
	<i>skipped question</i>		4

7. Initial ILS Technician Course

	Response Average	Response Total	Response Count
Number of Students	0.00	0	9
Estimated Cost of Training	0.00	0	7
	<i>answered question</i>		9
	<i>skipped question</i>		4

8. Initial Paramedic Training

	Response Average	Response Total	Response Count
Number of Students	0.11	1	9
Estimated Cost of Training	1,333.33	8,000	6
	<i>answered question</i>		9
	<i>skipped question</i>		4

9. IV Monitor/Maintenance Course

	Response Average	Response Total	Response Count
Number of Students	2.22	20	9
Estimated Cost of Training	71.43	500	7
	<i>answered question</i>		9
	<i>skipped question</i>		4

10. Manual Defibrillation Training

	Response Average	Response Total	Response Count
Number of Students	1.11	10	9
Estimated Cost of Training	71.43	500	7
	<i>answered question</i>		9
	<i>skipped question</i>		4

11. PTL/Combitube Training

	Response Average	Response Total	Response Count
Number of Students	8.30	83	10
Estimated Cost of Training	325.00	2,600	8
	<i>answered question</i>		10
	<i>skipped question</i>		3

12. DOT Instructor Class Training

	Response Average	Response Total	Response Count
Number of Students	0.11	1	9
Estimated Cost of Training	142.86	1,000	7
	<i>answered question</i>		9
	<i>skipped question</i>		4

13. EMS Evaluator Instructor Training

	Response Average	Response Total	Response Count
Number of Students	3.11	28	9
Estimated Cost of Training	241.43	1,690	7
	<i>answered question</i>		9
	<i>skipped question</i>		4

14. Initial Prehospital PHTLS Training Course

	Response Average	Response Total	Response Count
Number of Students	2.11	19	9
Estimated Cost of Training	778.57	5,450	7
	<i>answered question</i>		9
	<i>skipped question</i>		4

15. Initial Prehospital BTLIS Training Course

	Response Average	Response Total	Response Count
Number of Students	0.67	6	9
Estimated Cost of Training	85.71	600	7
	<i>answered question</i>		9
	<i>skipped question</i>		4

16. Initial Prehospital Pediatric PEPP Training Course

	Response Average	Response Total	Response Count
Number of Students	0.00	0	9
Estimated Cost of Training	0.00	0	7
	<i>answered question</i>		9
	<i>skipped question</i>		4

17. Initial Prehospital PALS Pediatric Training Course

	Response Average	Response Total	Response Count
Number of Students	0.00	0	9
Estimated Cost of Training	0.00	0	7
	<i>answered question</i>		9
	<i>skipped question</i>		4

18. Geriatric Education for EMS (GEMS)

	Response Average	Response Total	Response Count
Number of Students	0.00	0	9
Estimated Cost of Training	0.00	0	7
	<i>answered question</i>		9
	<i>skipped question</i>		4

19. ACLS Training Course

	Response Average	Response Total	Response Count
Number of Students	7.73	85	11
Estimated Cost of Training	2,315.00	23,150	10
	<i>answered question</i>		11
	<i>skipped question</i>		2

20. Critical Care Transport Training

	Response Average	Response Total	Response Count
Number of Students	0.00	0	9
Estimated Cost of Training	0.00	0	7
	<i>answered question</i>		9
	<i>skipped question</i>		4

21. OTEP Training

	Response Average	Response Total	Response Count
Number of Students	20.80	208	10
Estimated Cost of Training	633.33	5,700	9
	<i>answered question</i>		10
	<i>skipped question</i>		3

22. OTEP On-Line Training

	Response Average	Response Total	Response Count
Number of Students	53.15	691	13
Estimated Cost of Training	2,650.00	34,450	13
	<i>answered question</i>		13
	<i>skipped question</i>		0

23. Other EMS Courses Not Specified:

	Response Percent	Response Count	
Course Name: <input type="text"/>	100.0%	4	
Number of Students: <input type="text"/>	100.0%	4	
Estimated Cost of Training: <input type="text"/>	100.0%	4	
Comments: <input type="text"/>	75.0%	3	
	<i>answered question</i>		4
	<i>skipped question</i>		9

24. Other EMS Courses Not Specified:

	Response Percent	Response Count
Course Name: <input type="text"/>	100.0%	3
Number of Students: <input type="text"/>	100.0%	3
Estimated Cost of Training: <input type="text"/>	100.0%	3
Comments: <input type="text"/>	66.7%	2
<i>answered question</i>		3
<i>skipped question</i>		10

25. Other EMS Courses Not Specified:

	Response Percent	Response Count
Course Name: <input type="text"/>	100.0%	3
Number of Students: <input type="text"/>	100.0%	3
Estimated Cost of Training: <input type="text"/>	100.0%	3
Comments: <input type="text"/>	66.7%	2
<i>answered question</i>		3
<i>skipped question</i>		10

26. Other EMS Courses Not Specified:

	Response Percent	Response Count
Course Name: <input type="text"/>	100.0%	2
Number of Students: <input type="text"/>	100.0%	2
Estimated Cost of Training: <input type="text"/>	100.0%	2
Comments: <input type="text"/>	50.0%	1
<i>answered question</i>		2
<i>skipped question</i>		11

27. Other EMS Courses Not Specified:

	Response Percent	Response Count
Course Name: <input type="text"/>	100.0%	1
Number of Students: <input type="text"/>	100.0%	1
Estimated Cost of Training: <input type="text"/>	100.0%	1
Comments: <input type="text"/>	100.0%	1
<i>answered question</i>		1
<i>skipped question</i>		12

28. Please list your top three training courses. List in order of priority.

	Response Percent	Response Count
Course Number One: <input type="text"/>	100.0%	8
Course Number Two: <input type="text"/>	100.0%	8
Course Number Three: <input type="text"/>	87.5%	7
<i>answered question</i>		8
<i>skipped question</i>		5

29. Please identify below each type of training equipment or teaching aids needed.

	Response Count
	3
<i>answered question</i>	3
<i>skipped question</i>	10

30. Audio Visual Equipment

	Response Average	Response Total	Response Count
Number Needed	0.00	0	6
Total Cost	0.00	0	5
<i>answered question</i>			6
<i>skipped question</i>			7

31. Laptop Computer

	Response Average	Response Total	Response Count
Number Needed	0.17	1	6
Total Cost	300.00	1,800	6
<i>answered question</i>			6
<i>skipped question</i>			7

32. Training Books

	Response Average	Response Total	Response Count
Number Needed	8.38	67	8
Total Cost	656.25	5,250	8
	<i>answered question</i>		8
	<i>skipped question</i>		5

33. Training Videos

	Response Average	Response Total	Response Count
Number Needed	1.00	6	6
Total Cost	30.00	180	6
	<i>answered question</i>		6
	<i>skipped question</i>		7

34. Power Point Presentations

	Response Average	Response Total	Response Count
Number Needed	0.50	3	6
Total Cost	0.00	0	6
	<i>answered question</i>		6
	<i>skipped question</i>		7

35. Airway Manikins

	Response Average	Response Total	Response Count
Number Needed	0.33	2	6
Total Cost	333.33	2,000	6
	<i>answered question</i>		6
	<i>skipped question</i>		7

36. Training Manikins

	Response Average	Response Total	Response Count
Number Needed	2.11	19	9
Total Cost	10,333.33	93,000	9
	<i>answered question</i>		9
	<i>skipped question</i>		4

37. Moulage Supplies

	Response Average	Response Total	Response Count
Number Needed	0.43	3	7
Total Cost	314.29	2,200	7
	<i>answered question</i>		7
	<i>skipped question</i>		6

38. Disposable Items (bandages/tape, etc.)

	Response Average	Response Total	Response Count
Number Needed	16.63	133	8
Total Cost	1,168.75	9,350	8
	<i>answered question</i>		8
	<i>skipped question</i>		5

39. AED Trainers

	Response Average	Response Total	Response Count
Number Needed	0.67	4	6
Total Cost	316.67	1,900	6
	<i>answered question</i>		6
	<i>skipped question</i>		7

40. Immobilizations/Splinting Equipment

	Response Average	Response Total	Response Count
Number Needed	4.57	32	7
Total Cost	192.86	1,350	7
	<i>answered question</i>		7
	<i>skipped question</i>		6

41. LCD Projector

	Response Average	Response Total	Response Count
Number Needed	0.17	1	6
Total Cost	158.33	950	6
	<i>answered question</i>		6
	<i>skipped question</i>		7

42. Com pi Tube Manikin

	Response Average	Response Total	Response Count
Number Needed	0.00	0	6
Total Cost	0.00	0	6
	<i>answered question</i>		6
	<i>skipped question</i>		7

43. Please list any other training equipment aids not listed that you may need.

	Response Count
	0
	<i>answered question</i> 0
	<i>skipped question</i> 13

44. How many active EMT providers do you currently have in your agency?

	Response Average	Response Total	Response Count
Volunteer Providers	23.25	279	12
Number of years at agency	201.45	2,216	11
Paid Providers	32.25	387	12
Number of years at agency	210.10	2,101	10
	<i>answered question</i>		13
	<i>skipped question</i>		0




45. How many active First Responders do you currently have in your agency?

	Response Average	Response Total	Response Count
Volunteer Providers	0.67	6	9
Number of years at agency	20.00	100	5
Paid Providers	0.00	0	8
Number of years at agency	0.00	0	4
	<i>answered question</i>		9
	<i>skipped question</i>		4

46. How many active Paramedic providers do you currently have in your agency?

	Response Average	Response Total	Response Count
Volunteer Providers	0.00	0	9
Number of years at agency	0.00	0	5
Paid Providers	13.58	163	12
Number of years at agency	227.33	2,046	9
	<i>answered question</i>		12
	<i>skipped question</i>		1

47. Please list three (3) primary reasons for providers leaving your agency.

		Response Percent	Response Count
1		100.0%	13
2		76.9%	10
3		69.2%	9
	<i>answered question</i>		13
	<i>skipped question</i>		0