

2010-2011 North Region EMS Prehospital Education and Training Needs Assessment

1. Please specify which population area best fits into your agencies service area.

	Response Percent	Response Count
Wilderness ~ Any rural area not readily accessible by public or private maintained road.	0.0%	0
Rural ~ Total population less than 10,000 or a population density of less than 1,000 per square mile.	33.3%	1
Suburban ~ Total population of 10,000 to 29,000 or a population density of less than 1,000 to 2,000 per square mile.	66.7%	2
Urban ~ An incorporated area with a population over 30,000 or any area of 10,000 with a population density over 2,000 per square mile.	0.0%	0
Other (please specify)		0
<i>answered question</i>		3
<i>skipped question</i>		0

2. For the following courses please estimate the number of personnel (students) that your agency will need to train during the next fiscal year (July 2009 - June 2010), as well as list the estimated cost of this training.

	Response Percent	Response Count
See Questions below	0.0%	0
<i>answered question</i>		0
<i>skipped question</i>		3

3. Initial First Responder Course

	Response Average	Response Total	Response Count
Number of Students	0.00	0	3
Estimated Cost of Training	0.00	0	1
	<i>answered question</i>		3
	<i>skipped question</i>		0

4. Initial EMT - Basic Course

	Response Average	Response Total	Response Count
Number of Students	23.33	70	3
Estimated Cost of Training	8,550.00	25,650	3
	<i>answered question</i>		3
	<i>skipped question</i>		0

5. Initial IV Technician Course

	Response Average	Response Total	Response Count
Number of Students	0.00	0	3
Estimated Cost of Training	0.00	0	1
	<i>answered question</i>		3
	<i>skipped question</i>		0

6. Initial IV/Airway Technician Course

	Response Average	Response Total	Response Count
Number of Students	0.00	0	3
Estimated Cost of Training	0.00	0	1
	<i>answered question</i>		3
	<i>skipped question</i>		0

7. Initial ILS Technician Course

	Response Average	Response Total	Response Count
Number of Students	0.00	0	3
Estimated Cost of Training	0.00	0	1
	<i>answered question</i>		3
	<i>skipped question</i>		0

8. Initial Paramedic Training

	Response Average	Response Total	Response Count
Number of Students	0.00	0	3
Estimated Cost of Training	0.00	0	1
	<i>answered question</i>		3
	<i>skipped question</i>		0

9. IV Monitor/Maintenance Course

	Response Average	Response Total	Response Count
Number of Students	20.00	60	3
Estimated Cost of Training	1,833.33	5,500	3
	<i>answered question</i>		3
	<i>skipped question</i>		0

10. Manual Defibrillation Training

	Response Average	Response Total	Response Count
Number of Students	3.33	10	3
Estimated Cost of Training	500.00	500	1
	<i>answered question</i>		3
	<i>skipped question</i>		0

11. PTL/Combitube Training

	Response Average	Response Total	Response Count
Number of Students	26.67	80	3
Estimated Cost of Training	2,833.33	8,500	3
	<i>answered question</i>		3
	<i>skipped question</i>		0

12. DOT Instructor Class Training

	Response Average	Response Total	Response Count
Number of Students	0.33	1	3
Estimated Cost of Training	1,000.00	1,000	1
	<i>answered question</i>		3
	<i>skipped question</i>		0

13. EMS Evaluator Instructor Training

	Response Average	Response Total	Response Count
Number of Students	13.67	41	3
Estimated Cost of Training	1,733.33	5,200	3
	<i>answered question</i>		3
	<i>skipped question</i>		0

14. Initial Prehospital PHTLS Training Course

	Response Average	Response Total	Response Count
Number of Students	4.00	12	3
Estimated Cost of Training	3,000.00	3,000	1
	<i>answered question</i>		3
	<i>skipped question</i>		0

15. Initial Prehospital BTLS Training Course

	Response Average	Response Total	Response Count
Number of Students	0.00	0	3
Estimated Cost of Training	0.00	0	1
	<i>answered question</i>		3
	<i>skipped question</i>		0

16. Initial Prehospital Pediatric PEPP Training Course

	Response Average	Response Total	Response Count
Number of Students	0.00	0	3
Estimated Cost of Training	0.00	0	1
	<i>answered question</i>		3
	<i>skipped question</i>		0

17. Initial Prehospital PALS Pediatric Training Course

	Response Average	Response Total	Response Count
Number of Students	0.00	0	3
Estimated Cost of Training	0.00	0	1
	<i>answered question</i>		3
	<i>skipped question</i>		0

18. Geriatric Education for EMS (GEMS)

	Response Average	Response Total	Response Count
Number of Students	0.00	0	3
Estimated Cost of Training	0.00	0	1
	<i>answered question</i>		3
	<i>skipped question</i>		0

19. ACLS Training Course

	Response Average	Response Total	Response Count
Number of Students	10.00	30	3
Estimated Cost of Training	4,500.00	9,000	2
	<i>answered question</i>		3
	<i>skipped question</i>		0

20. Critical Care Transport Training

	Response Average	Response Total	Response Count
Number of Students	0.00	0	3
Estimated Cost of Training	0.00	0	1
	<i>answered question</i>		3
	<i>skipped question</i>		0

21. OTEP Training

	Response Average	Response Total	Response Count
Number of Students	0.00	0	2
Estimated Cost of Training	0.00	0	1
	<i>answered question</i>		2
	<i>skipped question</i>		1

22. OTEP On-Line Training

	Response Average	Response Total	Response Count
Number of Students	146.67	440	3
Estimated Cost of Training	9,166.67	27,500	3
	<i>answered question</i>		3
	<i>skipped question</i>		0

23. Other EMS Courses Not Specified:

	Response Percent	Response Count	
Course Name: <input type="text"/>	100.0%	2	
Number of Students: <input type="text"/>	50.0%	1	
Estimated Cost of Training: <input type="text"/>	50.0%	1	
Comments: <input type="text"/>	50.0%	1	
	<i>answered question</i>		2
	<i>skipped question</i>		1

24. Other EMS Courses Not Specified:

	Response Percent	Response Count
Course Name: <input type="text"/>	100.0%	1
Number of Students:	0.0%	0
Estimated Cost of Training:	0.0%	0
Comments:	0.0%	0
<i>answered question</i>		1
<i>skipped question</i>		2

25. Other EMS Courses Not Specified:

	Response Percent	Response Count
Course Name: <input type="text"/>	100.0%	1
Number of Students:	0.0%	0
Estimated Cost of Training:	0.0%	0
Comments:	0.0%	0
<i>answered question</i>		1
<i>skipped question</i>		2

26. Other EMS Courses Not Specified:

	Response Percent	Response Count
Course Name: <input type="text"/>	100.0%	1
Number of Students:	0.0%	0
Estimated Cost of Training:	0.0%	0
Comments:	0.0%	0
<i>answered question</i>		1
<i>skipped question</i>		2

27. Other EMS Courses Not Specified:

	Response Percent	Response Count
Course Name: <input type="text"/>	100.0%	1
Number of Students:	0.0%	0
Estimated Cost of Training:	0.0%	0
Comments:	0.0%	0
<i>answered question</i>		1
<i>skipped question</i>		2

28. Please list your top three training courses. List in order of priority.

	Response Percent	Response Count
Course Number One: <input type="text"/>	100.0%	2
Course Number Two: <input type="text"/>	50.0%	1
Course Number Three: <input type="text"/>	50.0%	1
<i>answered question</i>		2
<i>skipped question</i>		1

29. Please identify below each type of training equipment or teaching aids needed.

	Response Count
	2
<i>answered question</i>	2
<i>skipped question</i>	1

30. Audio Visual Equipment

	Response Average	Response Total	Response Count
Number Needed	0.00	0	3
Total Cost	0.00	0	1
<i>answered question</i>			3
<i>skipped question</i>			0

31. Laptop Computer

	Response Average	Response Total	Response Count
Number Needed	0.00	0	3
Total Cost	0.00	0	1
<i>answered question</i>			3
<i>skipped question</i>			0

32. Training Books

	Response Average	Response Total	Response Count
Number Needed	8.33	25	3
Total Cost	2,100.00	2,100	1
	<i>answered question</i>		3
	<i>skipped question</i>		0

33. Training Videos

	Response Average	Response Total	Response Count
Number Needed	0.00	0	3
Total Cost	0.00	0	1
	<i>answered question</i>		3
	<i>skipped question</i>		0

34. Power Point Presentations

	Response Average	Response Total	Response Count
Number Needed	0.00	0	3
Total Cost	0.00	0	1
	<i>answered question</i>		3
	<i>skipped question</i>		0

35. Airway Manikins

	Response Average	Response Total	Response Count
Number Needed	1.00	3	3
Total Cost	1,500.00	4,500	3
	<i>answered question</i>		3
	<i>skipped question</i>		0

36. Training Manikins

	Response Average	Response Total	Response Count
Number Needed	0.33	1	3
Total Cost	28,000.00	28,000	1
	<i>answered question</i>		3
	<i>skipped question</i>		0

37. Moulage Supplies

	Response Average	Response Total	Response Count
Number Needed	0.33	1	3
Total Cost	500.00	500	1
	<i>answered question</i>		3
	<i>skipped question</i>		0

38. Disposable Items (bandages/tape, etc.)

	Response Average	Response Total	Response Count
Number Needed	0.33	1	3
Total Cost	6,500.00	6,500	1
	<i>answered question</i>		3
	<i>skipped question</i>		0

39. AED Trainers

	Response Average	Response Total	Response Count
Number Needed	1.67	5	3
Total Cost	1,500.00	4,500	3
	<i>answered question</i>		3
	<i>skipped question</i>		0

40. Immobilizations/Splinting Equipment

	Response Average	Response Total	Response Count
Number Needed	1.33	4	3
Total Cost	400.00	400	1
	<i>answered question</i>		3
	<i>skipped question</i>		0

41. LCD Projector

	Response Average	Response Total	Response Count
Number Needed	0.33	1	3
Total Cost	950.00	950	1
	<i>answered question</i>		3
	<i>skipped question</i>		0

42. Com pi Tube Manikin

	Response Average	Response Total	Response Count
Number Needed	0.33	1	3
Total Cost	750.00	1,500	2
	<i>answered question</i>		3
	<i>skipped question</i>		0

43. Please list any other training equipment aids not listed that you may need.

	Response Count
	0
<i>answered question</i>	0
<i>skipped question</i>	3

44. How many active EMT providers do you currently have in your agency?

	Response Average	Response Total	Response Count
Volunteer Providers	113.33	340	3
Number of years at agency	37.00	74	2
Paid Providers	34.00	102	3
Number of years at agency	10.00	10	1
	<i>answered question</i>		3
	<i>skipped question</i>		0




45. How many active First Responders do you currently have in your agency?

	Response Average	Response Total	Response Count
Volunteer Providers	12.00	36	3
Number of years at agency	21.50	43	2
Paid Providers	0.00	0	2
Number of years at agency	0.00	0	1
	<i>answered question</i>		3
	<i>skipped question</i>		0

46. How many active Paramedic providers do you currently have in your agency?

	Response Average	Response Total	Response Count
Volunteer Providers	10.00	30	3
Number of years at agency	0.00	0	1
Paid Providers	13.00	13	1
Number of years at agency	5.00	5	1
<i>answered question</i>			3
<i>skipped question</i>			0

47. Please list three (3) primary reasons for providers leaving your agency.

	Response Percent	Response Count
1 	100.0%	1
2 	100.0%	1
3 	100.0%	1
<i>answered question</i>		1
<i>skipped question</i>		2